



# USHIDATE WORKS 1

STORE DESIGN

Stom Ushidate



# INDEX

GRANDAM GINZA

UMEDA SKY RESTAURANT

VELFARRE

HEICHINROU Tameike Sanno

HEICHINROU Shinjuku

HEICHINROU Sendai

HEICHINROU Yokohama

YAMANE

THE EARTH

## **FACILITY DESIGN**

UGUISUDANI  
MEDICAL CLINIC

SAPPORO GRAND HOTEL

## **RESIDENCE DESIGN**

U-HOUSE

SUMMER HOUSE



# GRANDAM GINZA




WEDDING HALL  
AREA : 000m<sup>2</sup>  
OPENING MONTH : 2014



PRIVATE BAR LOUNGE





WEDDING CHAPEL





BALL ROOM




CORRIDOR



REST ROOM



# UMEDA SKY RESTAURANT



AREA : 1,578m<sup>2</sup>

OPENING MONTH : 1993 JULY





DOOR DETAIL



ENTRANCE DOOR TO MAIN DINING ROOM





REGISTRATION COUNTER



MAIN DINING ROOM



BAR COUNTER



TELESCOPE LOUNGE





LOUNGE CHAIR & STOOL

# VELFARRE



DISCOTHEQUE

AREA : 5,000m<sup>2</sup>

OPENING MONTH : 1994 DECEMBER





ENTRANCE LOEBY





DANCING FLOOR





DANCING FLOOR



DISCO LOUNGE FLOOR





BAR



REST ROOM





DISCOTHEQUE SEATING CHAIR & STOOL

# HEICHINROU

## Tameike Sanno



CHINESE RESTAURANT  
AREA : 563m<sup>2</sup>  
OPENING MONTH : 2000 MAY





MAIN DINING



PRIVATE ROOM





MAIN DINING ROOM



ENTRANCE LOUNGE AREA

# HEICHINROU

## Shinjuku



CHINESE RESTAURANT  
AREA : 1,006m<sup>2</sup>  
OPENING MONTH : 1996 FEBRUARY





ENTRANCE LOUNGE AREA



MAIN DINING ROOM





MAIN DINING ROOM





ENTRANCE MAIN DINING ROOM



PRIVATE DINING ROOM



PRIVATE DINING ROOM



REST ROOM

# HEICHINROU

## Sendai



CHINESE RESTAURANT  
AREA : 733m<sup>2</sup>  
OPENING MONTH : 1998 MARCH





MAIN DINING ROOM



PRIVATE DINING ROOM

# HEICHINROU

## Yokohama



CHINESE RESTAURANT  
AREA : 738m<sup>2</sup>  
OPENING MONTH : 1997 APRIL





PRIVATE DINING ROOM



MAIN DINING ROOM

# YAMANE



JAPANESE STILE RESTAURANT  
AREA : 297m<sup>2</sup>  
OPENING MONTH : 2004 OCTOBER





PRIVATE DINING ROOM

# THE EARTH



AMUSEMENT BEER RESTAURANT  
AREA : 1F : 1,801m<sup>2</sup> / 4F : 2,072m<sup>2</sup>  
OPENING MONTH : 2006 JUNE





APPEARANCE



MAIN DINING ROOM & LIVE BAND STAGE

# FACILITY DESIGN UGUISUDANI MEDICAL CLINIC



AREA : 680m<sup>2</sup>  
OPENING MONTH :  
2010 MARCH





REGISTRATION & WAITING LOUNGE





DOCTOR OFFICE





X-RAY ROOM

# FACILITY DESIGN SAPPORO GRAND HOTEL




AREA : 297m<sup>2</sup>  
OPENING MONTH :  
2004 OCTOBER





APPROCHITO SUITE ROOM





MAIN LOBBY LOUNGE, DINNING SUITE ROOM





MAIN LOBBY LOUNGE, DINNING SUITE ROOM

# RESIDENCE DESIGN U-HOUSE



AREA : 330m<sup>2</sup>  
OPENING MONTH : 1997





ENTRANCE TO STAIRCASE



AMBIENT CABINET LIGHT



# RESIDENCE DESIGN SUMMER HOUSE



U-HOUSE IN KAWAGUCHI LAKE  
AREA : 132m<sup>2</sup>  
OPENING MONTH : 2012













# Stom Ushidate Profile

Interior designer. After taking advanced study program at California Institute of the Arts in his teens, he received substantial attention across the United States for his design work of a large shopping center. In 1988, he moved his base to Japan and worked for multiple commercial building projects from restaurant and bar units, such as Suntory THE-EARTH, Velfarre Roppongi (discotheque), Chinese restaurant Heichinrou, to large scale commercial facilities, Kintetsu Department Store in Nara and Fukuoka Marina Shopping Mall.

From 2006, he has gotten more international clients and worked for several shopping centers in China; Tianyuangang Center in Beijing, Dreams-on in Shenzhen, Joy City in Shanghai and Tianjin. Since DDA Outstanding Award for his work, Suntory THE-EARTH Shiodome in 1999, excellent awards including American Institute of Architects (AIA) Award have been granted for his excellent works almost every year. He also won GOOD DESIGN Award for Uguisudani Medical Center in 2005.





USHIDATE WORKS 1

Author : STOM USHIDATE

Photographs : Nakasa & Partner

All rights reserved ©STOM USHIDATE